



East Carolina University



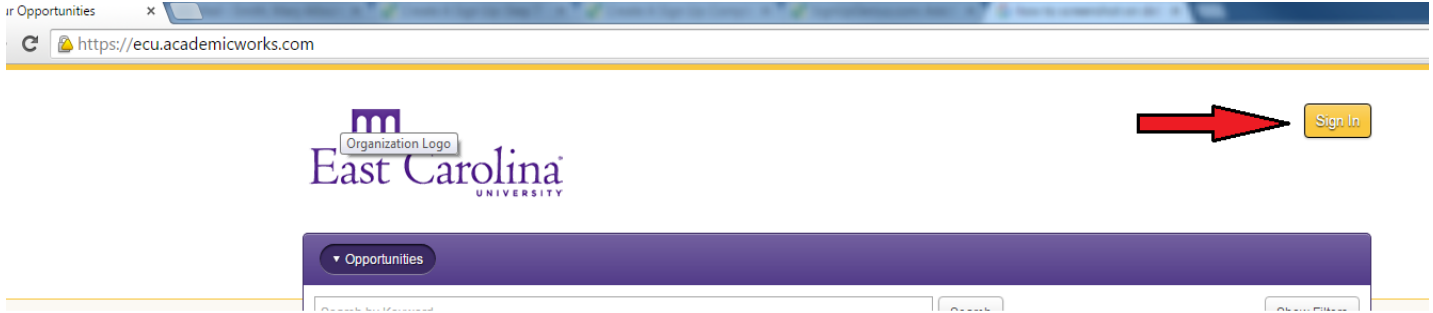
Campus Based Scholarship Process

Scholarship applications are completed and processed through ECUAWard, the on-line web portal located at <https://ecu.academicworks.com>.



[Scholarship Application Deadlines Vary by Program](#)

1. Go to ECUAWard — <https://ecu.academicworks.com> and select “Sign In”



2. Click “Sign In With Your Institution”

Welcome!

If you are a **Student** or **Scholarship Administrator**, please sign in using your Pirate ID and password. You must have been accepted for admission at East Carolina University to access this system – incoming students receive their Pirate ID in their acceptance letter along with instructions to set-up their ECU email account which creates your password.

If you are a **Reviewer** or **Reference Provider**, please click the “References and Reviewers” tab above and sign in using your email address and password you chose when you confirmed your account or use your university credentials.

Sign In With Your Institution



3. Sign in using your PirateID (first part of your email) and your password.



ECU Single Sign On

Pirate ID:

smithma11

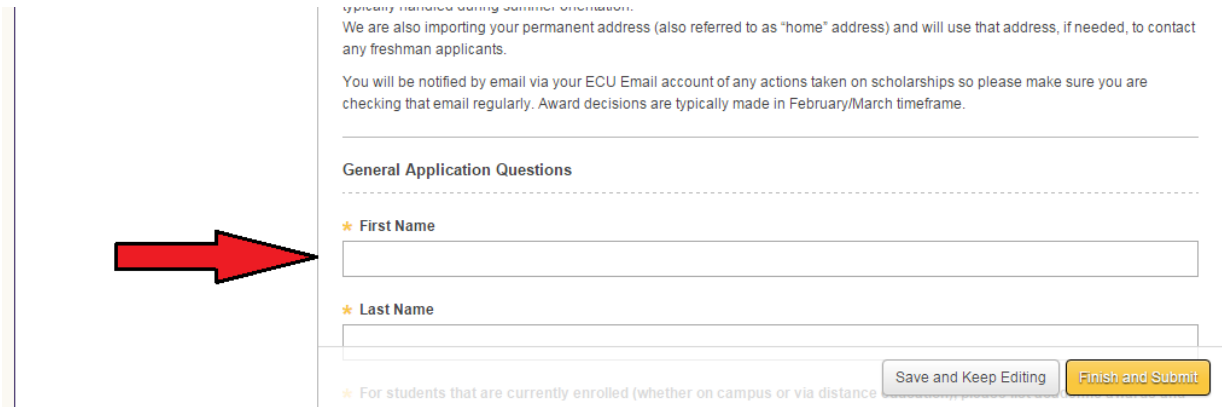
Password:

.....

Sign In



4. Complete the General Scholarship Application, making sure to answer each question fully and carefully. Your answers to these questions will be used to sort you into the “auto-match” scholarship pools for which you are eligible.



Typical financial aid during summer orientation.

We are also importing your permanent address (also referred to as “home” address) and will use that address, if needed, to contact any freshman applicants.

You will be notified by email via your ECU Email account of any actions taken on scholarships so please make sure you are checking that email regularly. Award decisions are typically made in February/March timeframe.

General Application Questions

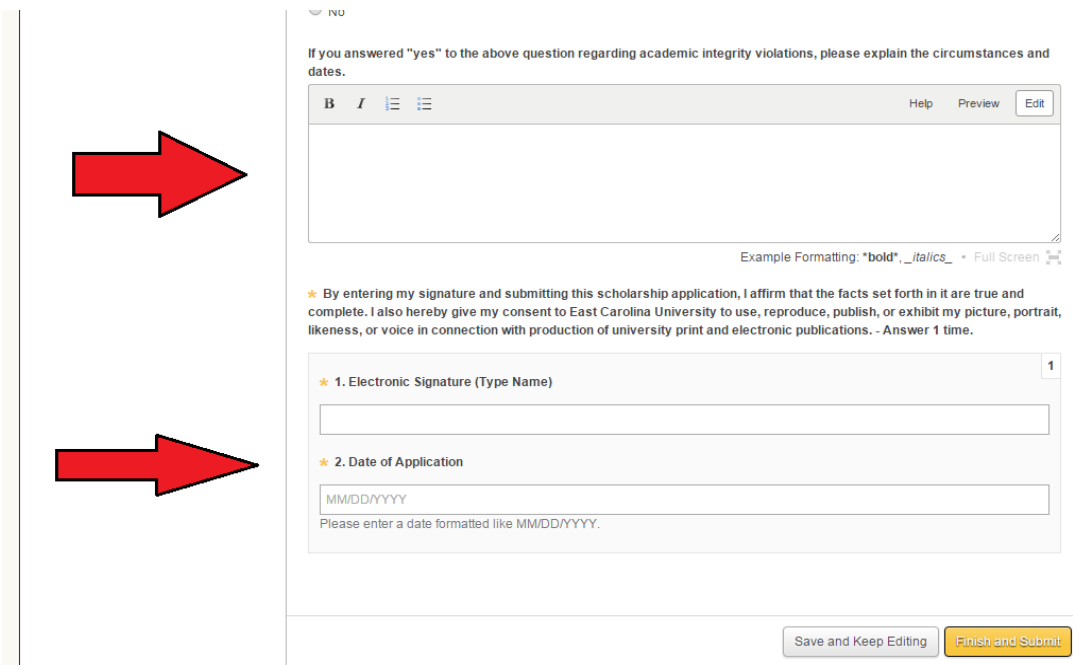
★ First Name

★ Last Name

★ For students that are currently enrolled (whether on campus or via distance

Save and Keep Editing Finish and Submit

5. Make sure you have completed every question and provided an electronic signature and date.



NO

If you answered “yes” to the above question regarding academic integrity violations, please explain the circumstances and dates.

B I [] [] Help Preview Edit

Example Formatting: “**bold**”, *italics* - Full Screen

★ By entering my signature and submitting this scholarship application, I affirm that the facts set forth in it are true and complete. I also hereby give my consent to East Carolina University to use, reproduce, publish, or exhibit my picture, portrait, likeness, or voice in connection with production of university print and electronic publications. - Answer 1 time.

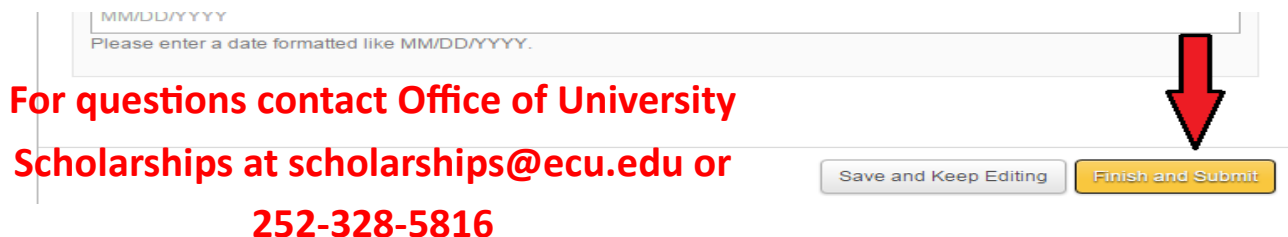
★ 1. Electronic Signature (Type Name) 1

★ 2. Date of Application

MM/DD/YYYY
Please enter a date formatted like MM/DD/YYYY.

Save and Keep Editing Finish and Submit

6. Click “Finish and Submit”. Note: You may be prompted to answer additional questions or to manually “apply to” additional scholarships that the system may identify for you to give further review. This will be different for each and every applicant, depending on your answers on the general application and your Banner information. Please read all prompts/directions from ECUAward carefully. Review the identified opportunities to determine if you should apply.



MM/DD/YYYY
Please enter a date formatted like MM/DD/YYYY.

Save and Keep Editing Finish and Submit

For questions contact Office of University
Scholarships at scholarships@ecu.edu or
252-328-5816